


If Everybody Did

by Jo Ann Stover

Themes

Kindness
Smile
Encourage Others
Compassion



Use this hilarious sightseeing tour of what the world would be like if everybody did the same unlikeable things to remind your students what would happen if everybody smiled. Help your students start a kindness adventure that begins with a simple smile – to someone new, to someone sad, to someone different, to someone mad.

Key Vocabulary

Cause – why an event happens

Effect – an event that happens because of a cause.

Before Reading

1. Brainstorm a few examples of things in your classroom that would be a problem if EVERYBODY DID it. *Answers will vary*
2. Define cause and effect.

After Reading

1. Allow kids to share their favorite cause & effect from the story.
2. The story focuses on negative or unwanted behaviors but what if we reversed it and focused on POSITIVE, likeable behaviors. Brainstorm a list of kindness acts that work in the same manner.

Writing Prompts

Finish these cause prompts and explain the effects they could have.

If everybody smiled....

If everybody was kind.....

If Everybody Did

by Jo Ann Stover



PRINTABLE:
If Everybody Did...

Activities

If Everybody Did

Give each student 1 piece of paper. Fold in half and write an original act of kindness on left side (cause) and “This is what would happen if Everybody did” on right side. (effect)

Chain Reaction of Smiles

One simple action, like a smile or a kind word, can start a chain reaction of kindness. Start a chain reaction of SMILES during recess. Write your name in the starting event. Smile at someone you don’t know and tell them to PASS IT ON. Collect the sheets at the end of recess and see how many kids at your school were part of the chain reaction of smiles.



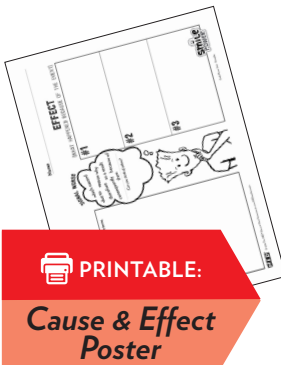
PRINTABLE:
Chain Reaction

Start a Kindness Adventure

Make Cause & Effect posters for your school halls. Use the planning sheet to design the content and then add your amazing artwork to share an important message around your school.

Home Connection

Talk to your child about cause and effect. Look for POSITIVE examples of “What if everybody did...” Praise your children for effects that they cause by showing kindness to someone at home or in your community.




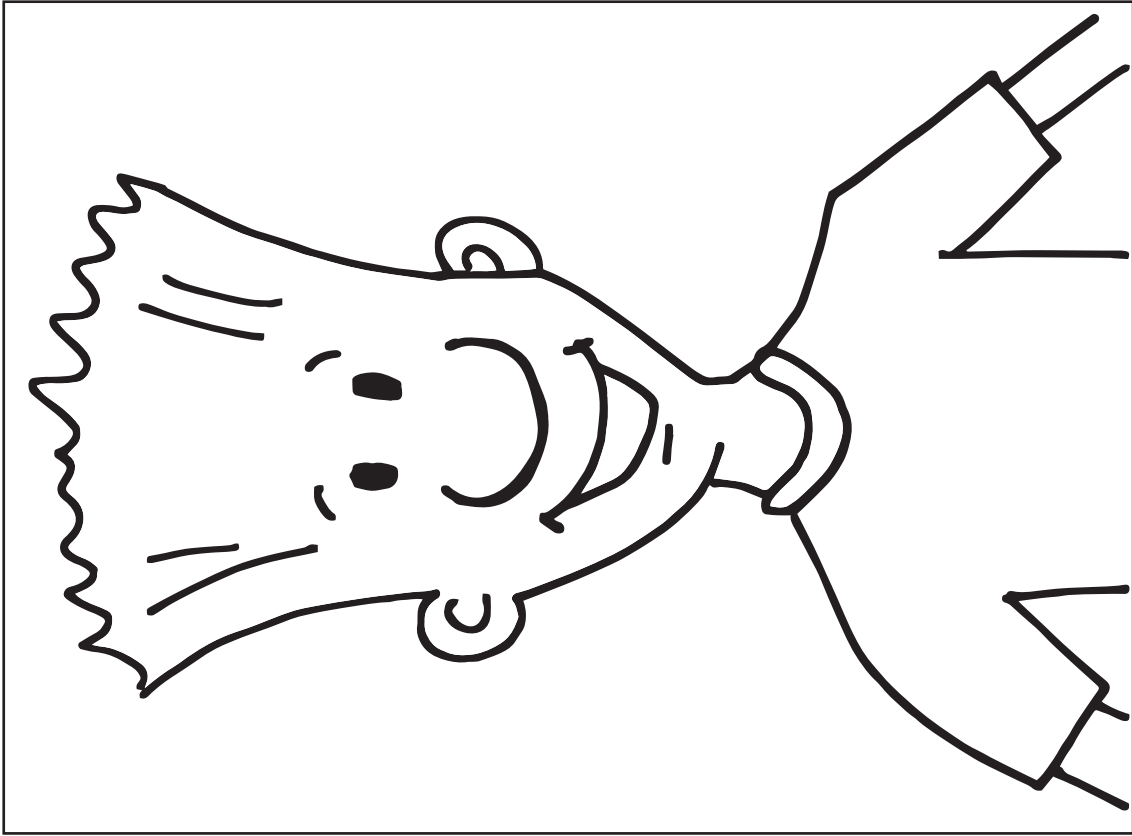
PRINTABLE:
Cause & Effect Poster

Resources


I've Got Smile Power Buttons

SMILE POWER buttons are a great reward when students are kind and welcoming of others!
Visit www.ShopNED.com to purchase






I smiled.



This is what would happen
if everybody did.




I _____.




This is what would happen
if everybody did.


START A **Smile** CHAIN



START A **Smile** CHAIN



START A **Smile** CHAIN



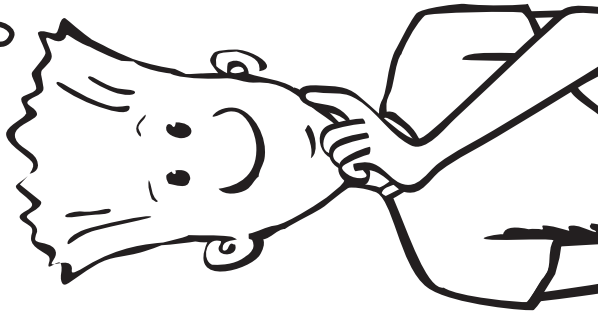
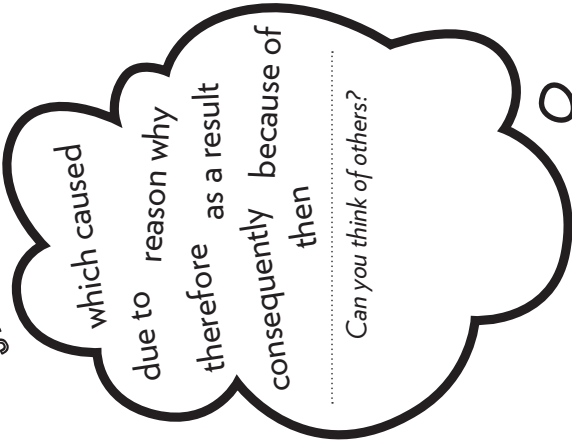
Name _____

CAUSE

(THE EVENT)

--

SIGNAL WORDS



EFFECT

(WHAT HAPPENED BECAUSE OF THE EVENT)

<h2>#1</h2>	
<h2>#2</h2>	
<h2>#3</h2>	

When You Smile Song

Kindness Adventure Theme Song, ©2016 All for KIDZ

Themes

Kindness
Friendship
Respect
Acceptance

 PRINTABLE:

Theme Song
Sheet Music



The theme song from Kindness Adventure assembly can easily be taught to kids and sung in classrooms, music class, a school assembly, or special school musical performances. The song reminds kids that a smile can help spread a little kindness around their world. Smiles have super powers – to show acceptance, respect and friendship to those around them.



Discussing the Lyrics (K-6)

1. What is the **SECRET** that can make the world a better place? *Kindness.*
2. Why is a 'smile' called a **SUPER POWER**? What can a smile do to change the world?
Answers will vary. A smile can encourage, invite, cheer up, show compassion, show empathy, etc.
3. Define kindness.
4. Discuss ways you could be kinder to others at your school.
5. How can you start a Kindness Adventure in your classroom? At your school? In your community?



More In-Depth Discussions about the Lyrics (3-6)

1. What does it mean to "celebrate your differences"?
2. Have kids define these key words: respect, tolerance, acceptance
3. How can you connect to those that may be different at your school?
4. What does the song lyric "break down the wall" mean? Discuss barriers to friendship that you see at your school.
5. How would you score your school on kindness?



Writing Prompts

Support early writers with journal writing activities.

Choose your favorite line from the song. Write about its meaning and importance to you, your school, or your family.

Write additional verses for the song and practice singing. Perform for another class or at a school assembly.



When You Smile Song

Kindness Adventure Theme Song, ©2016 All for KIDZ

Activities

- **Make a video** of your class singing the song! We'd love to hear it.
- **Take photos of your class** – SMILING! Create slogans about the power of a smile.
- **Make SMILE posters** for the hall to remind others to smile.


When You Smile

from "Kindness Adventure"


© 2016 All For KIDZ

rhythmic percussion

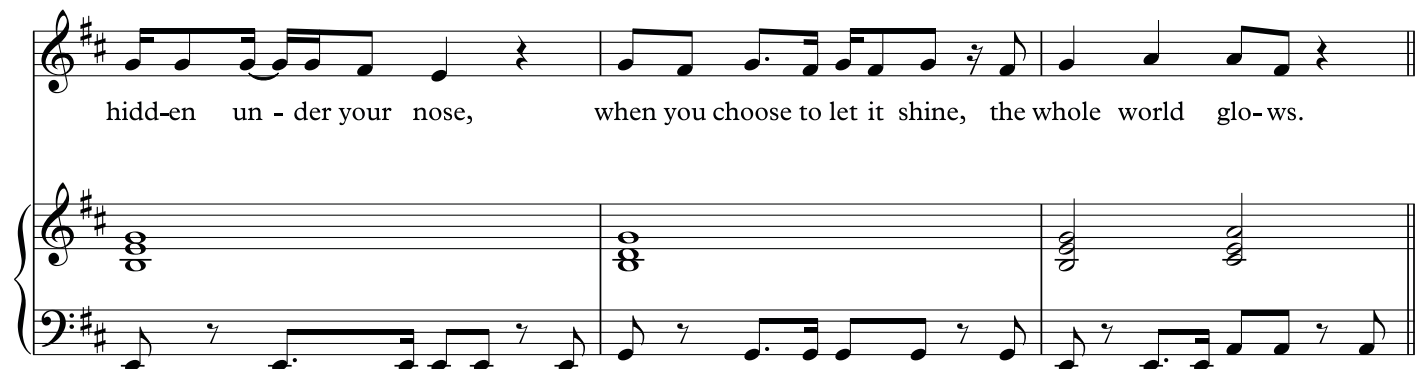
Piano



I know a sec-ret, to show the world a bett-er way,



It's true in Ken-ya, and it's true right here ev-er-y day. It's a sup-er pow-er,



hidd-en un-der your nose, when you choose to let it shine, the whole world glo-ws.

When you smile, we feel it all a-round the world, ev - ery boy and girl, you've

The first system of the sheet music features a vocal line and a piano accompaniment. The vocal line is in treble clef with a key signature of one sharp (F#) and a 4/4 time signature. The piano accompaniment consists of a right-hand part in treble clef and a left-hand part in bass clef. The lyrics are: "When you smile, we feel it all a-round the world, ev - ery boy and girl, you've".

got a sup-er pow - er when you smile. (You smile!) We feel it all a-round the world,

The second system continues the melody. The vocal line includes the lyrics: "got a sup-er pow - er when you smile. (You smile!) We feel it all a-round the world,". The piano accompaniment provides harmonic support with chords and a steady bass line.

ev - ery boy and girl, you've got a sup-er pow-er when you smile!

The third system concludes the first phrase. The vocal line ends with the lyrics: "ev - ery boy and girl, you've got a sup-er pow-er when you smile!". The piano accompaniment features a more active right-hand part with eighth-note patterns.

When you see some- one, who does-n't look like you,

The fourth system begins a new phrase. The vocal line starts with the lyrics: "When you see some- one, who does-n't look like you,". The piano accompaniment continues with a consistent rhythmic pattern.

If you smile, you break down the wall, you can find a friend brand new.

The first system of the song features a vocal line in treble clef with a key signature of two sharps (F# and C#) and a 4/4 time signature. The lyrics are: "If you smile, you break down the wall, you can find a friend brand new." The piano accompaniment consists of a right hand in treble clef playing chords and a left hand in bass clef playing a rhythmic pattern of eighth notes.

Kids all ov-er the world, come join this kind - ness ride, We're all a litt-le diff-erent, but we're the

The second system continues the vocal line with the lyrics: "Kids all ov-er the world, come join this kind - ness ride, We're all a litt-le diff-erent, but we're the". The piano accompaniment continues with the same rhythmic pattern in the left hand and chordal accompaniment in the right hand.

same in - side.

The third system concludes the vocal line with the lyrics: "same in - side.". The piano accompaniment continues with the same rhythmic pattern in the left hand and chordal accompaniment in the right hand.

When you smile, we feel it all a-round the world, ev - ery boy and girl, you've

The fourth system continues the vocal line with the lyrics: "When you smile, we feel it all a-round the world, ev - ery boy and girl, you've". The piano accompaniment continues with the same rhythmic pattern in the left hand and chordal accompaniment in the right hand.

got a sup-er pow-er when you smile. Now you know the sec - ret, that

The first system of music features a vocal line in treble clef with a key signature of one sharp (F#) and a 4/4 time signature. The lyrics are "got a sup-er pow-er when you smile. Now you know the sec - ret, that". The piano accompaniment consists of a right hand in treble clef playing chords and a left hand in bass clef playing a rhythmic pattern of eighth notes.

kind-ness is the tool, to make this world bett-er, start-ing at our school.

The second system continues the vocal line with lyrics "kind-ness is the tool, to make this world bett-er, start-ing at our school.". The piano accompaniment continues with similar chordal and rhythmic patterns.

Cel - e-brate your diff-eren - ces, you each have good to give, Let's

The third system features the vocal line with lyrics "Cel - e-brate your diff-eren - ces, you each have good to give, Let's". The piano accompaniment provides harmonic support.

get this par - ty start-ed in the way we live!

The fourth system concludes the vocal line with lyrics "get this par - ty start-ed in the way we live!". The piano accompaniment features a more active bass line in the final measure.

When you smile, we feel it all a-round the world, ev - ery boy and girl, you've

The first system of the musical score consists of a vocal line and a piano accompaniment. The vocal line is written in a treble clef with a key signature of one sharp (F#) and a 4/4 time signature. The lyrics are: "When you smile, we feel it all a-round the world, ev - ery boy and girl, you've". The piano accompaniment is written in a grand staff (treble and bass clefs) with the same key signature and time signature. The piano part features a steady eighth-note bass line and a treble part with chords and melodic lines.

got a sup-er pow - er when you smile. (You smile!) we feel it all a-round the world,

The second system continues the musical score. The vocal line lyrics are: "got a sup-er pow - er when you smile. (You smile!) we feel it all a-round the world,". The piano accompaniment continues with the same rhythmic and harmonic patterns as the first system.

ev - ery boy and girl, you've got a sup-er pow - er when you smile!

The third system concludes the musical score. The vocal line lyrics are: "ev - ery boy and girl, you've got a sup-er pow - er when you smile!". The piano accompaniment ends with a final chord and a double bar line.

WHEN YOU SMILE

Kindness Adventure™ Theme Song Lyrics

Download MP3 audio files and sheet music: www.KindnessAdventure.com/Resources.html



1

I know a secret
To make the world a better place
It's true in Kenya
And right here in the United States

It's a super power
Hidden under your nose
When you choose to let it shine
The whole world glows!

CHORUS

2

When you see someone
Who doesn't look like you
If you smile you break down the wall
You can find a friend brand new

Kids all over the world
Come join this kindness ride
We're all a little different
But we're the same inside

CHORUS

3

Now you know the secret
That kindness is the tool
To make this world better
Starting at your school


Celebrate your differences
You each have good to give
Let's get this party started
In the way we live

CHORUS

CHORUS

When you smile
We feel it all around the world
Every boy and girl
You've got a super power when you smile

(When) you smile
We feel it all around the world
Every boy and girl
You've got a super power
when you smile



Trace and Draw (K): When You Smile...

Draw and color picture of YOU, and someone on the other side of the world.

Name _____



When you smile, we feel

it all around the world.



Name _____

Write and Draw

Finish the sentence and tell what might happen when you smile.

Draw a picture to show what happens.

When you smile _____
