


If Everybody Did

by Jo Ann Stover

Themes

Kindness
Smile
Encourage Others
Compassion



Use this hilarious sightseeing tour of what the world would be like if everybody did the same unlikeable things to remind your students what would happen if everybody smiled. Help your students start a kindness adventure that begins with a simple smile – to someone new, to someone sad, to someone different, to someone mad.

Key Vocabulary

Cause – why an event happens

Effect – an event that happens because of a cause.

Before Reading

1. Brainstorm a few examples of things in your classroom that would be a problem if EVERYBODY DID it. *Answers will vary*
2. Define cause and effect.

After Reading

1. Allow kids to share their favorite cause & effect from the story.
2. The story focuses on negative or unwanted behaviors but what if we reversed it and focused on POSITIVE, likeable behaviors. Brainstorm a list of kindness acts that work in the same manner.

Writing Prompts

Finish these cause prompts and explain the effects they could have.

If everybody smiled....

If everybody was kind.....


If Everybody Did

by Jo Ann Stover




 PRINTABLE:

If Everybody Did...



 PRINTABLE:

Chain Reaction



 PRINTABLE:

Cause & Effect Poster

Activities

If Everybody Did

Give each student 1 piece of paper. Fold in half and write an original act of kindness on left side (cause) and "This is what would happen if Everybody did" on right side. (effect)

Chain Reaction of Smiles

One simple action, like a smile or a kind word, can start a chain reaction of kindness. Start a chain reaction of SMILES during recess. Write your name in the starting event. Smile at someone you don't know and tell them to PASS IT ON. Collect the sheets at the end of recess and see how many kids at your school were part of the chain reaction of smiles.

Start a Kindness Adventure

Make Cause & Effect posters for your school halls. Use the planning sheet to design the content and then add your amazing artwork to share an important message around your school.

Home Connection

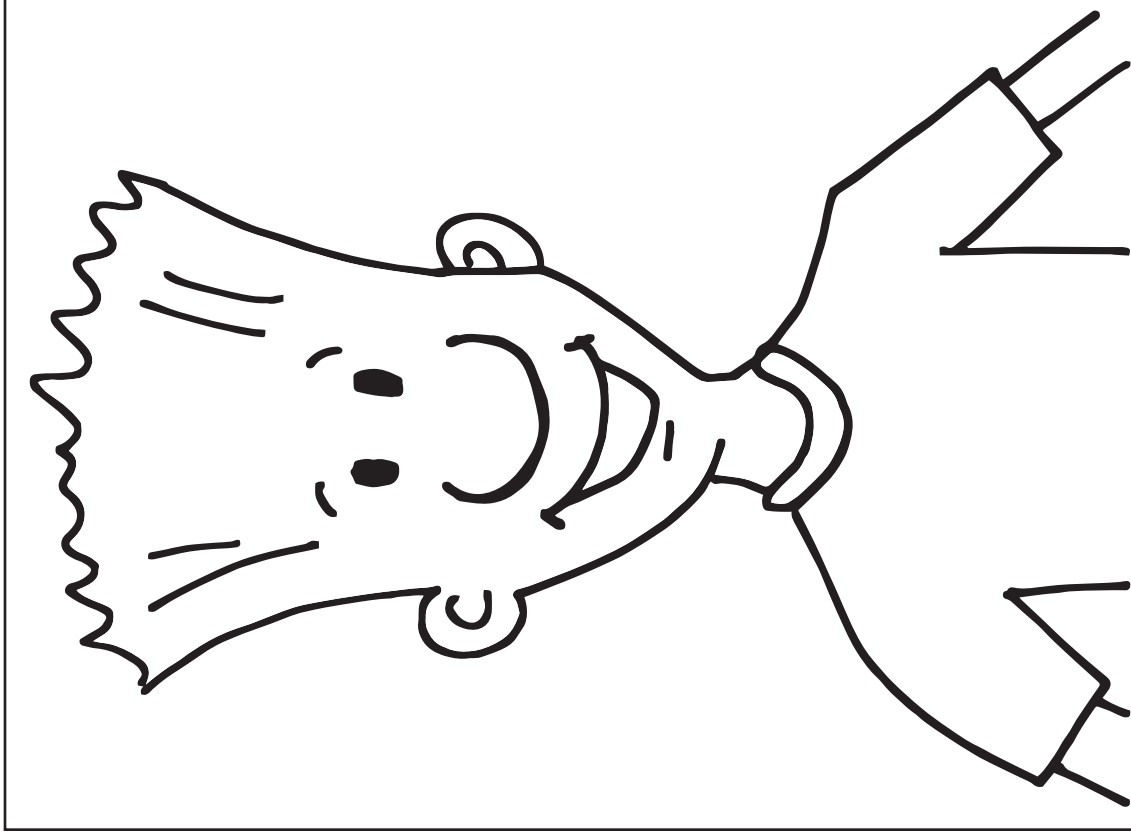
Talk to your child about cause and effect. Look for POSITIVE examples of "What if everybody did..." Praise your children for effects that they cause by showing kindness to someone at home or in your community.

Resources

I've Got Smile Power Buttons

SMILE POWER buttons are a great reward when students are kind and welcoming of others!
Visit www.ShopNED.com to purchase





I smiled.




This is what would happen
if everybody did.




This is what would happen
if everybody did.

I _____.


START A **Smile** CHAIN



START A **Smile** CHAIN



START A **Smile** CHAIN



Name _____

CAUSE

(THE EVENT)

--

SIGNAL WORDS

(WHAT HAPPENED BECAUSE OF THE EVENT)

#1

--

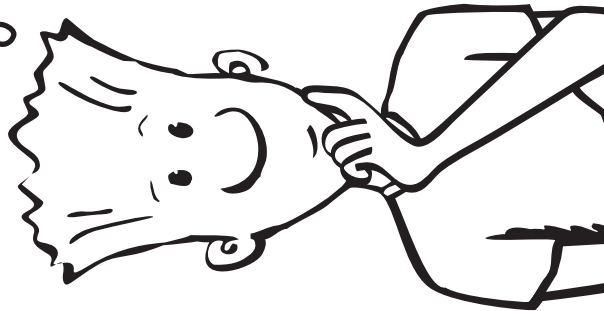
#2

--

#3

--

which caused
due to reason why
therefore as a result
consequently because of
then
.....
Can you think of others?





When You Smile Song

Kindness Adventure Theme Song, ©2016 All for KIDZ

Themes

Kindness
Friendship
Respect
Acceptance

PRINTABLE:

Theme Song
Sheet Music



The theme song from Kindness Adventure assembly can easily be taught to kids and sung in classrooms, music class, a school assembly, or special school musical performances. The song reminds kids that a smile can help spread a little kindness around their world. Smiles have super powers – to show acceptance, respect and friendship to those around them.

Discussing the Lyrics (K-6)

1. What is the **SECRET** that can make the world a better place? *Kindness.*
2. Why is a 'smile' called a **SUPER POWER**? What can a smile do to change the world? *Answers will vary. A smile can encourage, invite, cheer up, show compassion, show empathy, etc.*
3. Define kindness.
4. Discuss ways you could be kinder to others at your school.
5. How can you start a Kindness Adventure in your classroom? At your school? In your community?



PRINTABLE:

Theme Song
Lyrics

More In-Depth Discussions about the Lyrics (3-6)

1. What does it mean to "celebrate your differences"?
2. Have kids define these key words: respect, tolerance, acceptance
3. How can you connect to those that may be different at your school?
4. What does the song lyric "break down the wall" mean? Discuss barriers to friendship that you see at your school.
5. How would you score your school on kindness?



PRINTABLE:

Trace & Draw

Writing Prompts

Support early writers with journal writing activities.

Choose your favorite line from the song. Write about its meaning and importance to you, your school, or your family.

Write additional verses for the song and practice singing. Perform for another class or at a school assembly.



PRINTABLE:

Write & Draw



When You Smile Song

Kindness Adventure Theme Song, ©2016 All for KIDZ

Activities

- **Make a video** of your class singing the song! We'd love to hear it.
- **Take photos of your class** – SMILING! Create slogans about the power of a smile.
- **Make SMILE posters** for the hall to remind others to smile.


When You Smile

from "Kindness Adventure"

© 2016 All For KIDZ

rhythmic percussion


Piano




I know a sec-ret, to show the world a bett-er way,



It's true in Ken-ya, and it's true right here ev-er-y day. It's a sup-er pow-er,



hidd-en un-der your nose, when you choose to let it shine, the whole world glo-ws.



When you smile, we feel it all a-round the world, ev - ery boy and girl, you've

got a sup-er pow - er when you smile. (You smile!) We feel it all a-round the world,

ev - ery boy and girl, you've got a sup-er pow-er when you smile!

When you see some- one, who does-n't look like you,

If you smile, you break down the wall, you can find a friend brand new.

Kids all ov-er the world, come join this kind - ness ride, We're all a litt-le diff-erent, but we're the

same in - side.

When you smile, we feel it all a-round the world, ev - ery boy and girl, you've

got a sup-er pow-er when you smile. Now you know the sec - ret, that

The first system of the musical score consists of a vocal line and a piano accompaniment. The vocal line is in treble clef with a key signature of one sharp (F#) and a 4/4 time signature. The lyrics are: "got a sup-er pow-er when you smile. Now you know the sec - ret, that". The piano accompaniment features a right hand with chords and a left hand with a simple bass line.

kind-ness is the tool, to make this world bett-er, start-ing at our school.

The second system continues the song. The vocal line lyrics are: "kind-ness is the tool, to make this world bett-er, start-ing at our school.". The piano accompaniment continues with similar chordal and bass line patterns.

Cel - e-brate your diff-eren - ces, you each have good to give, Let's

The third system of the musical score. The vocal line lyrics are: "Cel - e-brate your diff-eren - ces, you each have good to give, Let's". The piano accompaniment continues with chords and a bass line.

get this par - ty start-ed in the way we live!

The fourth and final system of the musical score. The vocal line lyrics are: "get this par - ty start-ed in the way we live!". The piano accompaniment concludes the piece with a final chord and bass line.

When you smile, we feel it all a-round the world, ev - ery boy and girl, you've

The first system of the musical score consists of three measures. The vocal line is in the treble clef with a key signature of two sharps (F# and C#). The lyrics are: "When you smile, we feel it all a-round the world, ev - ery boy and girl, you've". The piano accompaniment is in the grand staff (treble and bass clefs) and features a steady eighth-note bass line and chords in the right hand.

got a sup-er pow - er when you smile. (You smile!) we feel it all a-round the world,

The second system of the musical score consists of three measures. The vocal line continues with the lyrics: "got a sup-er pow - er when you smile. (You smile!) we feel it all a-round the world,". The piano accompaniment continues with the same rhythmic pattern.

ev - ery boy and girl, you've got a sup-er pow - er when you smile!

The third system of the musical score consists of three measures. The vocal line concludes with the lyrics: "ev - ery boy and girl, you've got a sup-er pow - er when you smile!". The piano accompaniment concludes with a final chord in the right hand and a sustained bass line.

WHEN YOU SMILE

Kindness Adventure™ Theme Song Lyrics

Download MP3 audio files and sheet music: www.KindnessAdventure.com/Resources.html



1

I know a secret
To make the world a better place
It's true in Kenya
And right here in the United States

It's a super power
Hidden under your nose
When you choose to let it shine
The whole world glows!

CHORUS

3

Now you know the secret
That kindness is the tool
To make this world better
Starting at your school

Celebrate your differences
You each have good to give
Let's get this party started
In the way we live

CHORUS

2

When you see someone
Who doesn't look like you
If you smile you break down the wall
You can find a friend brand new


Kids all over the world
Come join this kindness ride
We're all a little different
But we're the same inside

CHORUS

CHORUS

When you smile
We feel it all around the world
Every boy and girl
You've got a super power when you smile

(When) you smile
We feel it all around the world
Every boy and girl
You've got a super power
when you smile



Trace and Draw (K): When You Smile...

Draw and color picture of YOU, and someone on the other side of the world.

Name _____



When you smile, we feel

it all around the world.



Name _____

Write and Draw

Finish the sentence and tell what might happen when you smile.
Draw a picture to show what happens.

When you smile _____
